

# Series 116 – 150 MPa

- High working pressure
- Compact design
- Unique sealing design
- Non-drip on connection and disconnection
- Dust caps included as standard
- Nipple without valve available
- Coupling with extra safety ring available

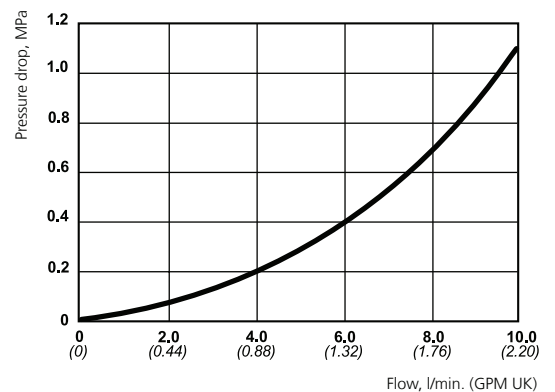
A CEJN original, Series 116 is offered in both standard and Flat-Face designs for use on cylinders, bolt tensioner tools, bearing pullers and more. It features extremely small outside dimensions, and non-drip connection and disconnection are standard. All exposed components are made of zinc-plated steel. The series includes a safety ring design featuring a locking sleeve that prevents accidental disconnection. The couplings and nipples are available in stainless steel and chemically nickel-plated steel for use in corrosive environments. The series also includes a coupling with a 90° angled swivel connection for use in confined areas. Extending the service life of the entire hydraulic system, plastic dust caps are standard on both the couplings and nipples. Aluminum dust caps can be ordered separately.



**TECHNICAL DATA** **OIL FLOW**

**Nominal flow diameter** ..... 2.5 mm (3/32")  
**Flow capacity** ..... 6.0 l/min (1.3 GPM UK)  
**Max. working pressure**..... 150.0 MPa  
**Min. burst pressure**..... 300.0 MPa  
**Temperature range** ..... -30°C – +100°C (-22°F – +212°F)  
**Material coupling**..... Hardened, zinc chromate plated steel  
**Material nipple**..... Hardened, zinc chromate plated steel  
**Material seal**..... Nitrile (NBR) other sealing materials on request

Flow capacity is measured at 0.4 MPa pressure drop.



<http://www.cejn.com/Products/High-Pressure-Hydraulics/Couplings--Nipples/Series-116-150-MPa/>

Read more about Dust caps on page 41

	Part No.	Remark	Connection	Length	Diameter	Hexagon	Rec. torque (Nm)	Rec. seal. method	
<b>COUPLINGS</b>	Female thread	101161201	-	G 1/8	53.8	28	24	40-50	T1*
		101161202	-	G 1/4"	61.3	28	24	40-50	CMS*
		101161402	-	1/4" NPT	58.3	27.7	24	50-60	-
		101161280	Stainless steel with chemical nickel plated steel locking sleeve	G 1/4"	61.3	28	24	40-50	CMS*
		Female thread with angled connection	101161230	-	G 1/4"	66.6	35	28	50-60
		101161250	Integrated swivel	G 1/4"	65.8	28	22	40-50	CMS*
<b>COUPLINGS WITH SAFETY LOCK</b>	Female thread	101161422	-	1/4" NPT	58.3	27.7	24	50-60	-
		101161222	-	G 1/4"	61.3	27.7	24	40-50	CMS*
		101161246	Stainless steel with chemical nickel plated steel locking sleeve	G 1/4"	61.3	28	24	40-50	CMS*
<b>NIPPLES WITHOUT VALVE</b>	Male thread	101165252	-	G 1/4"	40.5	25.4	22	80-90	W*
<b>NIPPLES</b>	Female thread	101166201	-	G 1/8	33.3	19.2	17	40-50	T1*
		101166202	-	G 1/4"	38	25.4	22	40-50	CMS*
		101166402	-	1/4" NPT	35.7	25.4	22	30-40	-
		101166241	Stainless steel valve, chemical nickel plated steel body	G 1/4"	38	25.4	22	40-50	CMS*
<b>ADAPTERS</b>	Swivel connection	199501650	Adaptor with integrated swivel	G 1/4"	44	50.5	22	40-50	CMS*

Thread connections are listed according to ISO Standards. All measurements are in mm. Check with an authorized CEJN distributor for availability and prices. Please visit our website, [www.cejn.com](http://www.cejn.com), for general maintenance tips. \*CMS= Cejn metal seal (120° cone), T1= rubber metal seal (19 950 0061), T2= rubber metal seal (19 950 0062), T3= rubber metal seal (19 950 0064), T4= high strength rubber metal seal (19 950 0083), W= copper washer (09 950 4600).

## Series 116 – Flat-Face 150 MPa

- Flat-face design
- Non-drip on connection and disconnection
- Dust caps included as standard
- One-hand operated
- Automatic safety locking device
- Connects with nipple series 116 standard

CEJN Series 116 in a Flat-Face design has a working pressure of 150 MPa. Series 116 Flat-Face is primarily recommended for industrial applications, such as bolt tensioners, splitters and clamping tools.

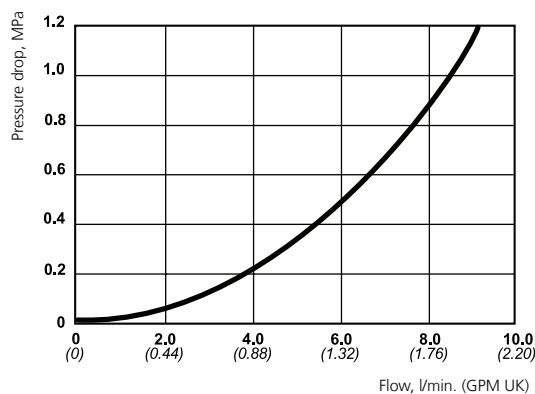


### TECHNICAL DATA

### OIL FLOW

Nominal flow diameter .....	2.5 mm (3/32")
Flow capacity .....	5.3 l/min (1.2 GPM UK)
Max. working pressure.....	150.0 MPa
Min. burst pressure.....	300.0 MPa
Temperature range .....	-30°C – +100°C (-22°F – +212°F)
Material coupling.....	Hardened, zinc chromate plated steel
Material nipple.....	Hardened, zinc chromate plated steel
Material seal.....	Nitrile (NBR) other sealing materials on request

Flow capacity is measured at 0.4 MPa pressure drop.



Read more about Dust caps on page 41

	Part No.	Remark	Connection	Length	Diameter	Hexagon	Rec. torque (Nm)	Rec. seal. method	
<b>COUPLINGS</b>	Female thread	101161219	-	G 1/4"	72.1	30	24	40-50	CMS
		101161229	Max work. press. 100 MPa	G 3/8"	72.6	30	24	70-80	T3*
		101161419	-	1/4" NPT	69.1	30	24	50-60	-
		101161429	Max work. press. 100 MPa	3/8" NPT	70.6	30	24	70-80	-
	Male thread	101161269	-	G 1/4"	70.6	30	24	50-60	T4*
		101161279	Max work. press. 100 MPa	G 3/8"	70.6	30	24	70-80	T3*
		101161469	-	1/4" NPT	70.6	30	24	50-60	-
		101161479	Max work. press. 100 MPa	3/8" NPT	70.6	30	24	70-80	-
<b>NIPPLES WITHOUT VALVE</b>	Male thread	101165252	-	G 1/4"	40.5	25.4	22	80-90	W*
<b>NIPPLES</b>	Female thread	101166201	-	G 1/8"	33.3	19.2	17	40-50	T1*
		101166202	-	G 1/4"	38	25.4	22	40-50	CMS*
		101166402	-	1/4" NPT	35.7	25.4	22	30-40	-
		101166241	Stainless steel valve, chemical nickel plated steel body	G 1/4"	38	25.4	22	40-50	CMS*

\*CMS= Cejn metal seal (120° cone), T1= rubber metal seal (19 950 0061), T2= rubber metal seal (19 950 0062), T3= rubber metal seal (19 950 0064), T4= high strength rubber metal seal (19 950 0083), W= copper washer (09 950 4600). Thread connections are listed according to ISO Standards. All measurements are in mm. Check with an authorized CEJN distributor for availability and prices. Please visit our website, [www.cejn.com](http://www.cejn.com), for general maintenance tips.



<http://www.cejn.com/Products/High-Pressure-Hydraulics/Couplings--Nipples/Series-116-150-MPa/>

## Series 116 – T-Connection 150 MPa

- One-piece design
- Lightweight, compact
- Cost-effective

CEJN's Series 116 T-Connection is a lightweight, one-piece coupling and nipple combination for making serial connections on high-pressure hydraulic tools, such as bolt tensioners and cylinders. Replacing traditional porting blocks that can require up to 13 components with at least five different part numbers, the compact T-connection minimizes risk for leakage by reducing potential leak points. A modified seal enables the nipple valve to handle dynamic load while disconnected, without the risk of seal damage. The tested, pre-assembled connection comes ready for installation, thereby saving assembly time and costs.


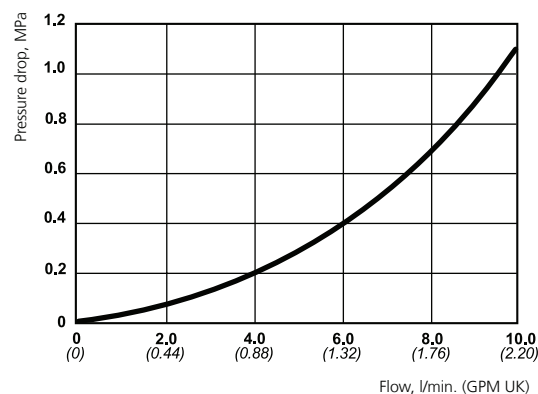


### TECHNICAL DATA

<b>Nominal flow diameter</b> .....	2.5 mm (3/32")
<b>Flow capacity</b> .....	6.0 l/min (1.3 GPM UK)
<b>Max. working pressure</b> .....	150.0 MPa
<b>Min. burst pressure</b> .....	300.0 MPa
<b>Temperature range</b> .....	-30°C – +100°C (-22°F – +212°F)
<b>Material coupling</b> .....	Hardened, zinc chromate plated steel
<b>Material nipple</b> .....	Hardened, zinc chromate plated steel
<b>Material seal</b> .....	Nitrile (NBR) other sealing materials on request

Flow capacity is measured at 0.4 MPa pressure drop

### OIL FLOW



Read more about Dust caps on page 41

		Part No.	Length
<b>A</b>	With 1 coupling and 2 nipples	101163166	103
<b>B</b>	With 2 couplings and 1 nipple	101163116	121
<b>C</b>	With 2 couplings and 1 nipple	101163161	149
<b>D</b>	With 3 couplings	101163111	149
<b>E</b>	With 1 coupling and 2 nipples	101163616	94
<b>F</b>	With 3 nipples	101163666	94

All measurements are in mm. All measurements are in mm. Please visit our website, [www.cejn.com](http://www.cejn.com), for general maintenance tips.



<http://www.cejn.com/Products/High-Pressure-Hydraulics/Couplings-Nipples/Series-116-T-Connection/>