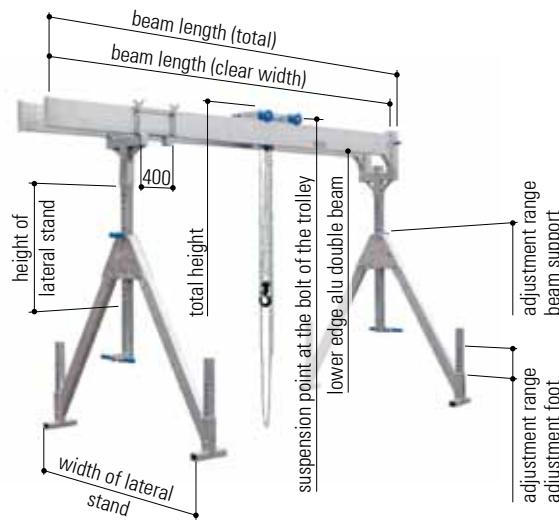




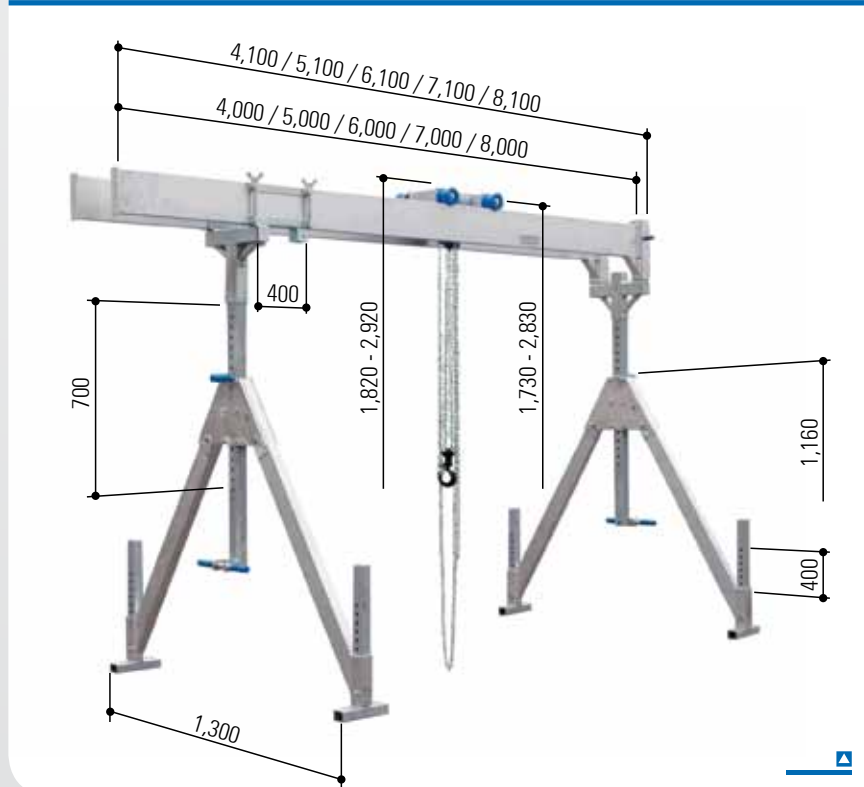
Aluminium Gantry Cranes, stationary model, with double beam, load capacity 1,000 kg and 1,500 kg



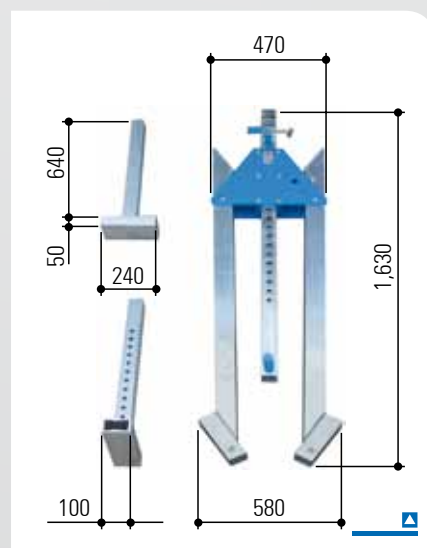
| item no.      | load capacity | beam length   |       | suspension point at the bolt of the trolley |       | total height |       | lower edge alu double beam |       | adjustment range |                 | lateral stand |        | weight |
|---------------|---------------|---|-------|---|-------|--------------|-------|----------------------------|-------|------------------|-----------------|---------------|--------|--------|
|               |               | clear width   | total | min.  | max.  | min.         | max.  | min.                       | max.  | beam support     | adjustment foot | width         | height |        |
|               | kg            | mm  | mm    | mm  | mm    | mm           | mm    | mm                         | mm    | mm               | mm              | mm            | mm     | kg     |
| <b>small</b>  |               | <b>Please find details for this Aluminum Gantry Crane on page 18.</b> |       |   |       |              |       |                            |       |                  |                 |               |        |        |
| 1511040       | 1,000         | 4,000   | 4,100 | 1,730                                       | 2,830 | 1,820        | 2,920 | 1,490                      | 2,590 | 700              | 400             | 1,300         | 1,160  | 156    |
| 1511050       | 1,000         | 5,000   | 5,100 | 1,730                                       | 2,830 | 1,820        | 2,920 | 1,490                      | 2,590 | 700              | 400             | 1,300         | 1,160  | 180    |
| 1511060       | 1,000         | 6,000   | 6,100 | 1,730                                       | 2,830 | 1,820        | 2,920 | 1,470                      | 2,570 | 700              | 400             | 1,300         | 1,160  | 208    |
| 1511070       | 1,000         | 7,000   | 7,100 | 1,730                                       | 2,830 | 1,820        | 2,920 | 1,470                      | 2,570 | 700              | 400             | 1,300         | 1,160  | 226    |
| 1511080       | 1,000         | 8,000   | 8,100 | 1,730                                       | 2,830 | 1,820        | 2,920 | 1,470                      | 2,570 | 700              | 400             | 1,300         | 1,160  | 244    |
| 1511540       | 1,500         | 4,000   | 4,100 | 1,730                                       | 2,830 | 1,820        | 2,920 | 1,490                      | 2,590 | 700              | 400             | 1,300         | 1,160  | 156    |
| 1511550       | 1,500         | 5,000   | 5,100 | 1,730                                       | 2,830 | 1,820        | 2,920 | 1,490                      | 2,590 | 700              | 400             | 1,300         | 1,160  | 180    |
| 1511560       | 1,500         | 6,000   | 6,100 | 1,730                                       | 2,830 | 1,820        | 2,920 | 1,470                      | 2,570 | 700              | 400             | 1,300         | 1,160  | 208    |
| 1511570       | 1,500         | 7,000   | 7,100 | 1,730                                       | 2,830 | 1,820        | 2,920 | 1,470                      | 2,570 | 700              | 400             | 1,300         | 1,160  | 226    |
| 1511580       | 1,500         | 8,000   | 8,100 | 1,730                                       | 2,830 | 1,820        | 2,920 | 1,470                      | 2,570 | 700              | 400             | 1,300         | 1,160  | 244    |
| <b>medium</b> |               | <b>Please find details for this Aluminum Gantry Crane on page 19.</b> |       |   |       |              |       |                            |       |                  |                 |               |        |        |
| 1521040       | 1,000         | 4,000   | 4,100 | 2,150                                       | 3,570 | 2,240        | 3,660 | 1,910                      | 3,330 | 1,020            | 400             | 1,740         | 1,540  | 162    |
| 1521050       | 1,000         | 5,000   | 5,100 | 2,150                                       | 3,570 | 2,240        | 3,660 | 1,910                      | 3,330 | 1,020            | 400             | 1,740         | 1,540  | 186    |
| 1521060       | 1,000         | 6,000   | 6,100 | 2,150                                       | 3,570 | 2,240        | 3,660 | 1,890                      | 3,310 | 1,020            | 400             | 1,740         | 1,540  | 214    |
| 1521070       | 1,000         | 7,000   | 7,100 | 2,150                                       | 3,570 | 2,240        | 3,660 | 1,890                      | 3,310 | 1,020            | 400             | 1,740         | 1,540  | 232    |
| 1521080       | 1,000         | 8,000   | 8,100 | 2,150                                       | 3,570 | 2,240        | 3,660 | 1,890                      | 3,310 | 1,020            | 400             | 1,740         | 1,540  | 250    |
| 1521540       | 1,500         | 4,000   | 4,100 | 2,150                                       | 3,570 | 2,240        | 3,660 | 1,910                      | 3,330 | 1,020            | 400             | 1,740         | 1,540  | 162    |
| 1521550       | 1,500         | 5,000   | 5,100 | 2,150                                       | 3,570 | 2,240        | 3,660 | 1,910                      | 3,330 | 1,020            | 400             | 1,740         | 1,540  | 186    |
| 1521560       | 1,500         | 6,000   | 6,100 | 2,150                                       | 3,570 | 2,240        | 3,660 | 1,890                      | 3,310 | 1,020            | 400             | 1,740         | 1,540  | 214    |
| 1521570       | 1,500         | 7,000   | 7,100 | 2,150                                       | 3,570 | 2,240        | 3,660 | 1,890                      | 3,310 | 1,020            | 400             | 1,740         | 1,540  | 232    |
| 1521580       | 1,500         | 8,000   | 8,100 | 2,150                                       | 3,570 | 2,240        | 3,660 | 1,890                      | 3,310 | 1,020            | 400             | 1,740         | 1,540  | 250    |
| <b>high</b>   |               | <b>Please find details for this Aluminum Gantry Crane on page 20.</b> |       |   |       |              |       |                            |       |                  |                 |               |        |        |
| 1531040       | 1,000         | 4,000   | 4,100 | 2,650                                       | 4,350 | 2,740        | 4,440 | 2,410                      | 4,110 | 1,300            | 400             | 2,240         | 1,970  | 208    |
| 1531050       | 1,000         | 5,000   | 5,100 | 2,650                                       | 4,350 | 2,740        | 4,440 | 2,410                      | 4,110 | 1,300            | 400             | 2,240         | 1,970  | 232    |
| 1531060       | 1,000         | 6,000   | 6,100 | 2,650                                       | 4,350 | 2,740        | 4,440 | 2,390                      | 4,090 | 1,300            | 400             | 2,240         | 1,970  | 260    |
| 1531070       | 1,000         | 7,000   | 7,100 | 2,650                                       | 4,350 | 2,740        | 4,440 | 2,390                      | 4,090 | 1,300            | 400             | 2,240         | 1,970  | 278    |
| 1531080       | 1,000         | 8,000   | 8,100 | 2,650                                       | 4,350 | 2,740        | 4,440 | 2,390                      | 4,090 | 1,300            | 400             | 2,240         | 1,970  | 296    |
| 1531540       | 1,500         | 4,000   | 4,100 | 2,650                                       | 4,350 | 2,740        | 4,440 | 2,410                      | 4,110 | 1,300            | 400             | 2,240         | 1,970  | 208    |
| 1531550       | 1,500         | 5,000   | 5,100 | 2,650                                       | 4,350 | 2,740        | 4,440 | 2,410                      | 4,110 | 1,300            | 400             | 2,240         | 1,970  | 232    |
| 1531560       | 1,500         | 6,000   | 6,100 | 2,650                                       | 4,350 | 2,740        | 4,440 | 2,390                      | 4,090 | 1,300            | 400             | 2,240         | 1,970  | 260    |
| 1531570       | 1,500         | 7,000   | 7,100 | 2,650                                       | 4,350 | 2,740        | 4,440 | 2,390                      | 4,090 | 1,300            | 400             | 2,240         | 1,970  | 278    |
| 1531580       | 1,500         | 8,000   | 8,100 | 2,650                                       | 4,350 | 2,740        | 4,440 | 2,390                      | 4,090 | 1,300            | 400             | 2,240         | 1,970  | 296    |



## Aluminium Gantry Cranes, stationary model, with double beam, **small**



with collapsible lateral stands  
incl. top-mounted park-brake trolley  
incl. integrated horizontal adjuster  
incl. beam mountings



### Accessories

- ▣ Wall Bracket .....page 78
- ▣ Wheel Kit .....page 79
- ▣ Crane Transporter .....page 80
- ▣ Chain Hoist .....page 81
- ▣ Electric Chain Hoist .....page 82
- ▣ Cable System / Power Supply ....page 83
- ▣ Manual Trolley Direction Band ...page 84
- ▣ Hand Winch .....page 84
- ▣ Lateral Extension Beam .....page 85
- ▣ Packing and Transportation  
Box .....page 86

### Alternatives

- ▣ separable resp. pluggable  
Aluminium Double Beam ..... page 21

folded lateral stand



### Technical Data

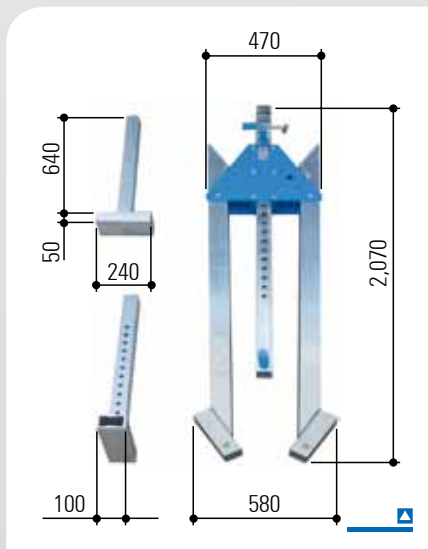
| item no.             |    | 1511040   | 1511050  | 1511060  | 1511070  | 1511080  | 1511540  | 1511550  | 1511560  | 1511570  | 1511580  |
|----------------------|----|---|----------|----------|----------|----------|----------|----------|----------|----------|----------|
| load capacity        | kg | 1,000   | 1,000    | 1,000    | 1,000    | 1,000    | 1,500    | 1,500    | 1,500    | 1,500    | 1,500    |
| beam length          | mm | 4,000   | 5,000    | 6,000    | 7,000    | 8,000    | 4,000    | 5,000    | 6,000    | 7,000    | 8,000    |
| beam support         | mm | 61 x 61   | 61 x 61  | 61 x 61  | 61 x 61  | 61 x 61  | 61 x 61  | 61 x 61  | 61 x 61  | 61 x 61  | 61 x 61  |
| beam profile         | mm | 200 x 50  | 200 x 50 | 220 x 60 | 220 x 60 | 220 x 60 | 200 x 50 | 200 x 50 | 220 x 60 | 220 x 60 | 220 x 60 |
| beam housing         |    | one side: sleeve 92 x 92 mm, 380 mm long; other side: end piece |          |          |          |          |          |          |          |          |          |
| clear width alu beam | mm | 260   | 260      | 250      | 250      | 250      | 260      | 260      | 250      | 250      | 250      |
| total weight         | kg | 156   | 180      | 208      | 226      | 244      | 156      | 180      | 208      | 226      | 244      |
| aluminium beam       | kg | 2 x 31  | 2 x 43   | 2 x 57   | 2 x 66   | 2 x 75   | 2 x 31   | 2 x 43   | 2 x 57   | 2 x 66   | 2 x 75   |
| lateral stand        | kg | 2 x 24  | 2 x 24   | 2 x 24   | 2 x 24   | 2 x 24   | 2 x 24   | 2 x 24   | 2 x 24   | 2 x 24   | 2 x 24   |
| trolley              | kg | 17  | 17       | 17       | 17       | 17       | 17       | 17       | 17       | 17       | 17       |
| horizontal adjuster  | kg | 21  | 21       | 21       | 21       | 21       | 21       | 21       | 21       | 21       | 21       |
| beam mounting        | kg | 8   | 8        | 8        | 8        | 8        | 8        | 8        | 8        | 8        | 8        |

Please find an overview of this Aluminium Gantry Crane on page 17.

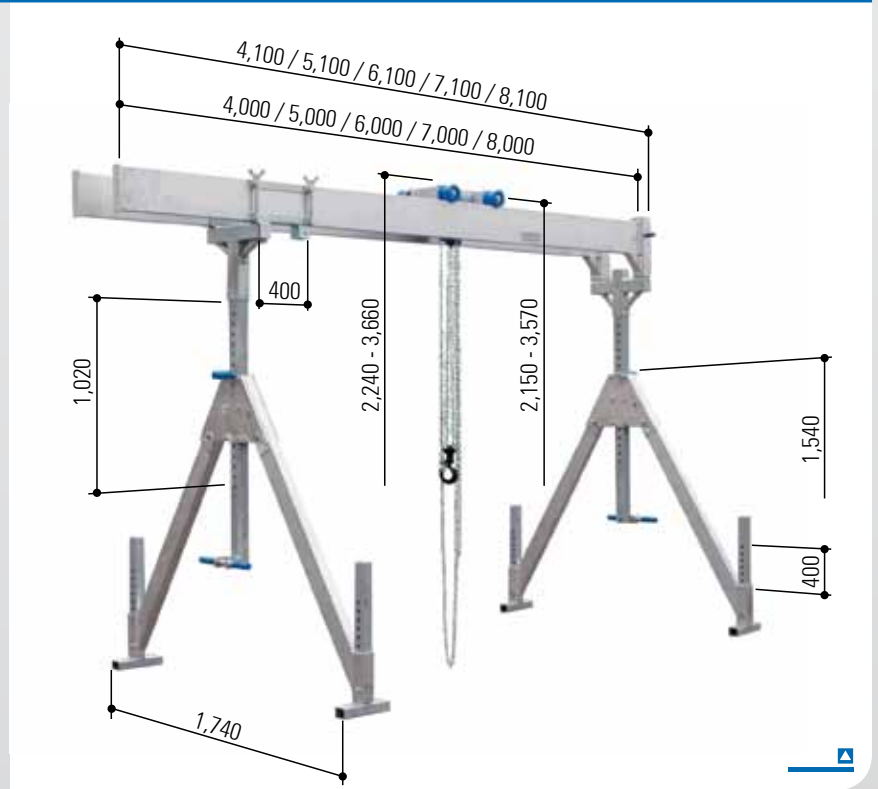


## Aluminium Gantry Cranes, stationary model, with double beam, **medium**

with collapsible lateral stands  
incl. top-mounted park-brake trolley  
incl. integrated horizontal adjuster  
incl. beam mountings



folded lateral stand



### Alternatives

- separable resp. pluggable Aluminium Double Beam ..... page 21

### Accessories

- Wall Bracket ..... page 78
- Wheel Kit ..... page 79
- Crane Transporter ..... page 80
- Chain Hoist ..... page 81
- Electric Chain Hoist ..... page 82
- Cable System / Power Supply .... page 83
- Manual Trolley Direction Band ... page 84
- Hand Winch ..... page 84
- Lateral Extension Beam ..... page 85
- Packing and Transportation Box ..... page 86

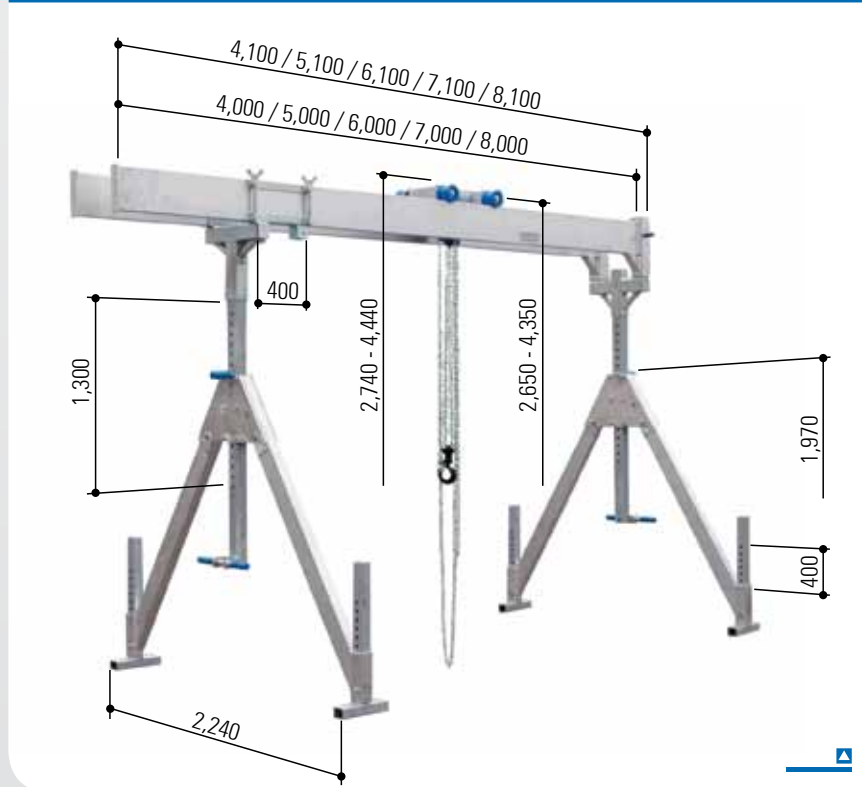
### Technical Data

| item no.             |    | 1521040   | 1521050  | 1521060  | 1521070  | 1521080  | 1521540  | 1521550  | 1521560  | 1521570  | 1521580  |
|----------------------|----|---|----------|----------|----------|----------|----------|----------|----------|----------|----------|
| load capacity        | kg | 1,000   | 1,000    | 1,000    | 1,000    | 1,000    | 1,500    | 1,500    | 1,500    | 1,500    | 1,500    |
| beam length          | mm | 4,000   | 5,000    | 6,000    | 7,000    | 8,000    | 4,000    | 5,000    | 6,000    | 7,000    | 8,000    |
| beam support         | mm | 61 x 61   | 61 x 61  | 61 x 61  | 61 x 61  | 61 x 61  | 61 x 61  | 61 x 61  | 61 x 61  | 61 x 61  | 61 x 61  |
| beam profile         | mm | 200 x 50  | 200 x 50 | 220 x 60 | 220 x 60 | 220 x 60 | 200 x 50 | 200 x 50 | 220 x 60 | 220 x 60 | 220 x 60 |
| beam housing         |    | one side: sleeve 92 x 92 mm, 380 mm long; other side: end piece |          |          |          |          |          |          |          |          |          |
| clear width alu beam | mm | 260   | 260      | 250      | 250      | 250      | 260      | 260      | 250      | 250      | 250      |
| total weight         | kg | 162   | 186      | 214      | 232      | 250      | 162      | 186      | 214      | 232      | 250      |
| aluminium beam       | kg | 2 x 31  | 2 x 43   | 2 x 57   | 2 x 66   | 2 x 75   | 2 x 31   | 2 x 43   | 2 x 57   | 2 x 66   | 2 x 75   |
| lateral stand        | kg | 2 x 27  | 2 x 27   | 2 x 27   | 2 x 27   | 2 x 27   | 2 x 27   | 2 x 27   | 2 x 27   | 2 x 27   | 2 x 27   |
| trolley              | kg | 17  | 17       | 17       | 17       | 17       | 17       | 17       | 17       | 17       | 17       |
| horizontal adjuster  | kg | 21  | 21       | 21       | 21       | 21       | 21       | 21       | 21       | 21       | 21       |
| beam mounting        | kg | 8   | 8        | 8        | 8        | 8        | 8        | 8        | 8        | 8        | 8        |

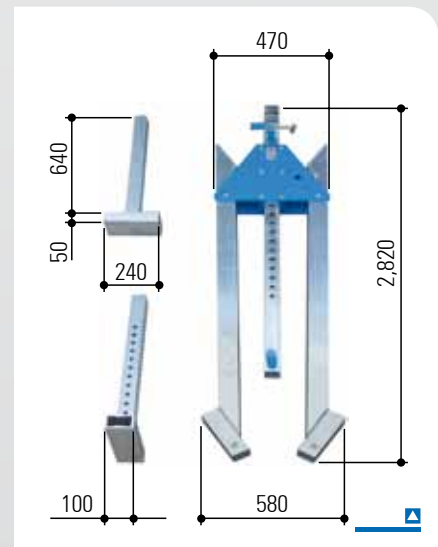
Please find an overview of this Aluminium Gantry Crane on page 17.



## Aluminium Gantry Cranes, stationary model, with double beam, **high**



with collapsible lateral stands  
incl. top-mounted park-brake trolley  
incl. integrated horizontal adjuster  
incl. beam mountings



### Accessories

- ▣ Wall Bracket .....page 78
- ▣ Wheel Kit .....page 79
- ▣ Crane Transporter .....page 80
- ▣ Chain Hoist .....page 81
- ▣ Electric Chain Hoist .....page 82
- ▣ Cable System / Power Supply ....page 83
- ▣ Manual Trolley Direction Band ...page 84
- ▣ Hand Winch .....page 84
- ▣ Lateral Extension Beam .....page 85
- ▣ Packing and Transportation  
Box .....page 86

### Alternatives

- ▣ separable resp. pluggable  
Aluminium Double Beam ..... page 21

folded lateral stand



### Technical Data

| item no.             |    | 1531040   | 1531050  | 1531060  | 1531070  | 1531080  | 1531540  | 1531550  | 1531560  | 1531570  | 1531580  |
|----------------------|----|---|----------|----------|----------|----------|----------|----------|----------|----------|----------|
| load capacity        | kg | 1,000   | 1,000    | 1,000    | 1,000    | 1,000    | 1,500    | 1,500    | 1,500    | 1,500    | 1,500    |
| beam length          | mm | 4,000   | 5,000    | 6,000    | 7,000    | 8,000    | 4,000    | 5,000    | 6,000    | 7,000    | 8,000    |
| beam support         | mm | 71 x 71   | 71 x 71  | 71 x 71  | 71 x 71  | 71 x 71  | 71 x 71  | 71 x 71  | 71 x 71  | 71 x 71  | 71 x 71  |
| beam profile         | mm | 200 x 50  | 200 x 50 | 220 x 60 | 220 x 60 | 220 x 60 | 200 x 50 | 200 x 50 | 220 x 60 | 220 x 60 | 220 x 60 |
| beam housing         |    | one side: sleeve 92 x 92 mm, 380 mm long; other side: end piece |          |          |          |          |          |          |          |          |          |
| clear width alu beam | mm | 260   | 260      | 250      | 250      | 250      | 260      | 260      | 250      | 250      | 250      |
| total weight         | kg | 208   | 232      | 260      | 278      | 296      | 208      | 232      | 260      | 278      | 296      |
| aluminium beam       | kg | 2 x 31  | 2 x 43   | 2 x 57   | 2 x 66   | 2 x 75   | 2 x 31   | 2 x 43   | 2 x 57   | 2 x 66   | 2 x 75   |
| lateral stand        | kg | 2 x 50  | 2 x 50   | 2 x 50   | 2 x 50   | 2 x 50   | 2 x 50   | 2 x 50   | 2 x 50   | 2 x 50   | 2 x 50   |
| trolley              | kg | 17  | 17       | 17       | 17       | 17       | 17       | 17       | 17       | 17       | 17       |
| horizontal adjuster  | kg | 21  | 21       | 21       | 21       | 21       | 21       | 21       | 21       | 21       | 21       |
| beam mounting        | kg | 8   | 8        | 8        | 8        | 8        | 8        | 8        | 8        | 8        | 8        |

Please find an overview of this Aluminium Gantry Crane on page 17.



## separable resp. pluggable Aluminium Double Beam



Picture: Aluminium Gantry Crane, stationary model, with single beam



### The separable resp. pluggable Aluminium Double Beam!

This latest addition is a consequence of further development of our extensive assortment of Cranes and Accessories. Through our own aspirations in optimisation we now bring you – the separable resp. pluggable Aluminium Double Beam.

### An innovation for our customers

Through your wishes for speed, innovation and optimisation and further more high-end quality products we want to inspire you. As we are able to offer our aluminium lateral stands with the alternative of being collapsible, we have now taken the longest and most cumbersome part in our delivery programme and enabled it to be separable resp. pluggable Aluminium Double Beam. Both separated beam pieces can also be used as single Aluminium Double Beams as well.

### Save even more space

- ▣ Purchase a complete Aluminium Gantry Crane including the separable resp. pluggable Aluminium Double Beam.
- ▣ Upgrade your already existing Aluminium Gantry Crane.

### The Item number consists of:

**New Aluminium Gantry Crane:** Item number of the standard crane (compare pages 16 to 20) **-10**

### Examples:

Aluminium Gantry Crane, stationary model, double beam medium, load capacity 1,000 kg

- ▣ with 'Standard' Aluminium Double Beam, beam length 4,000 mm: item no. 1521040
- ▣ with 'separable resp. pluggable' Aluminium Double Beam, beam length 4,000 mm: item no. 1521040-10

**This separable resp. pluggable Aluminium Double Beam is suitable for Aluminium Gantry Cranes detailed on pages 16 to 20.**